

**AVAILABLE
UNIT
FOR RENT**

CONTERA
- INDUSTRIAL PARKS FOR LIFE -



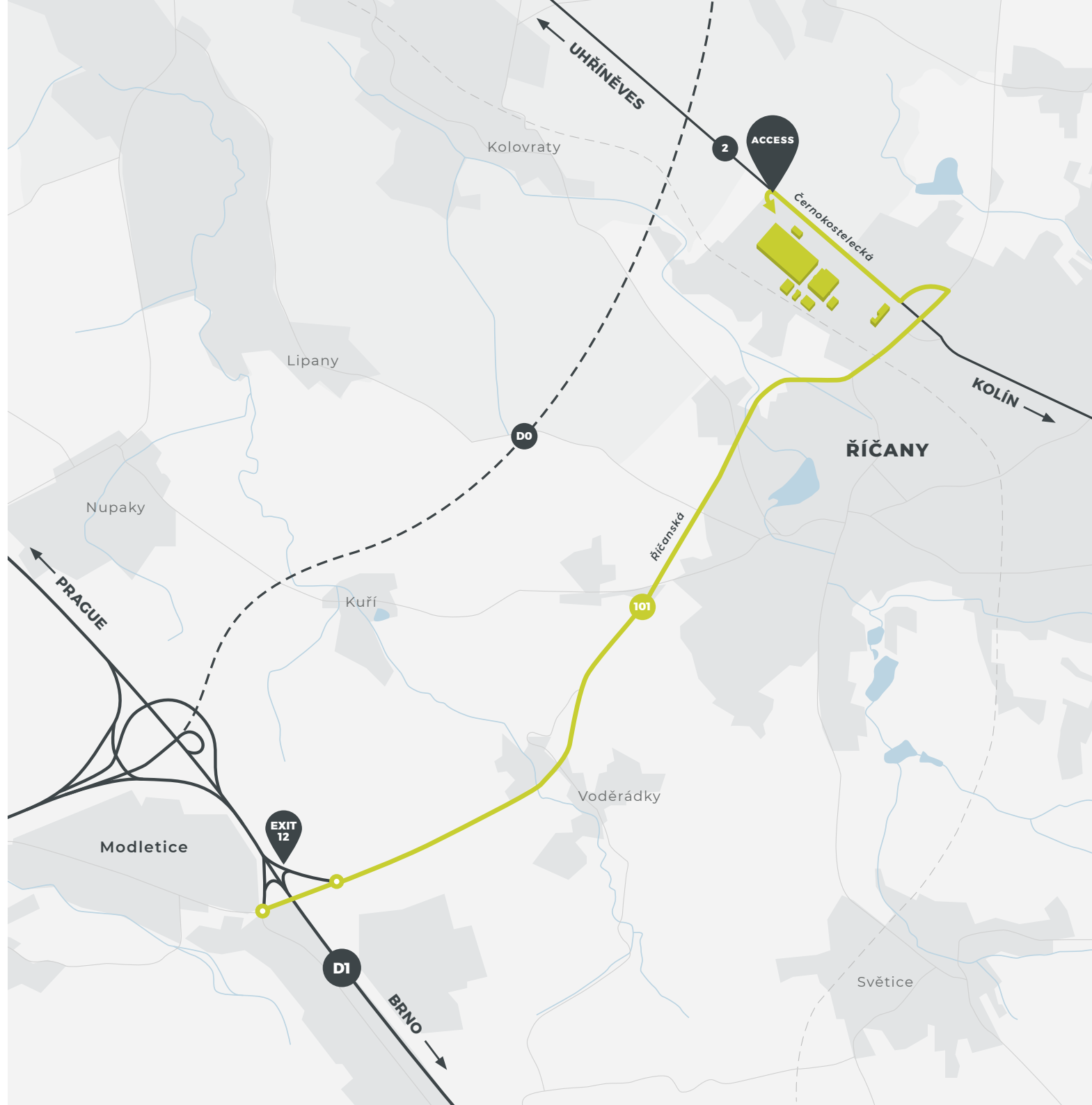


CONTERA PARK ŘÍČANY

	6 km		200 m		2 km
	48 km		2,5 km		2 km
	2 km		2 km		200 m



Prague	24 km	České Budějovice	135 km
Ústí nad Labem	107 km	Brno	192 km
Liberec	107 km	Olomouc	268 km
Pilsen	120 km	Ostrava	358 km



■ Building with the available space ■ Existing buildings ▨ Expansion

ACCESS

← PRAGUE

Černokostelecká

D1 →

TERRA

S

A

D

R1

B

Q

C

TOTAL LETTABLE AREA **775** sqm



CONTERA PARK
ŘÍČANY

AVAILABLE UNIT

STANDARTS

1. NP

Clear height

2,8 m

Floor loading capacity

5 t/sqm

TOTAL LETTABLE AREA

775 sqm

OJ-3 (in total 3 unit)

775 sqm

OJ-3A

439 sqm

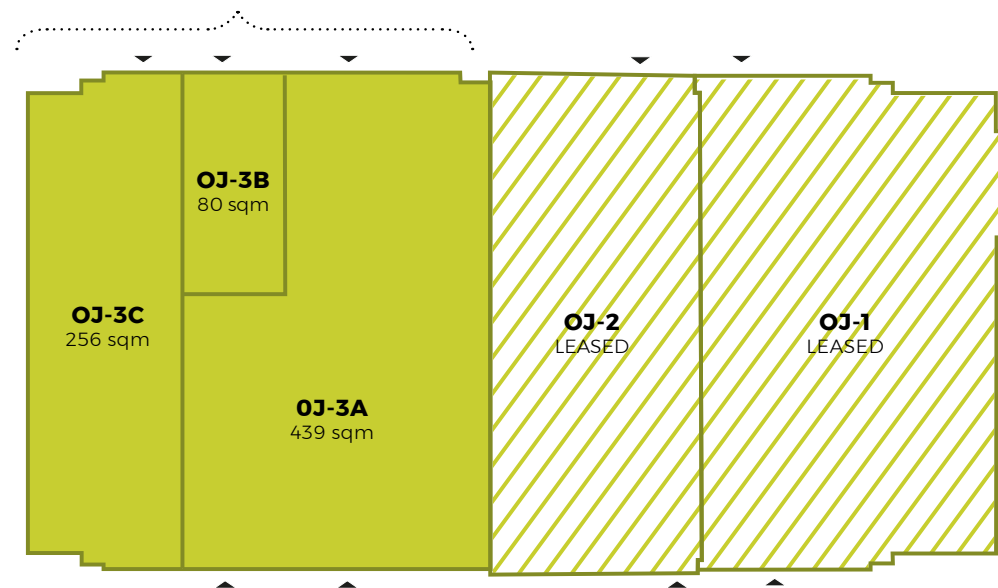
SOJ-3B

80 sqm

OJ-3C

256 sqm

OJ-3 775 sqm



 Building with the available

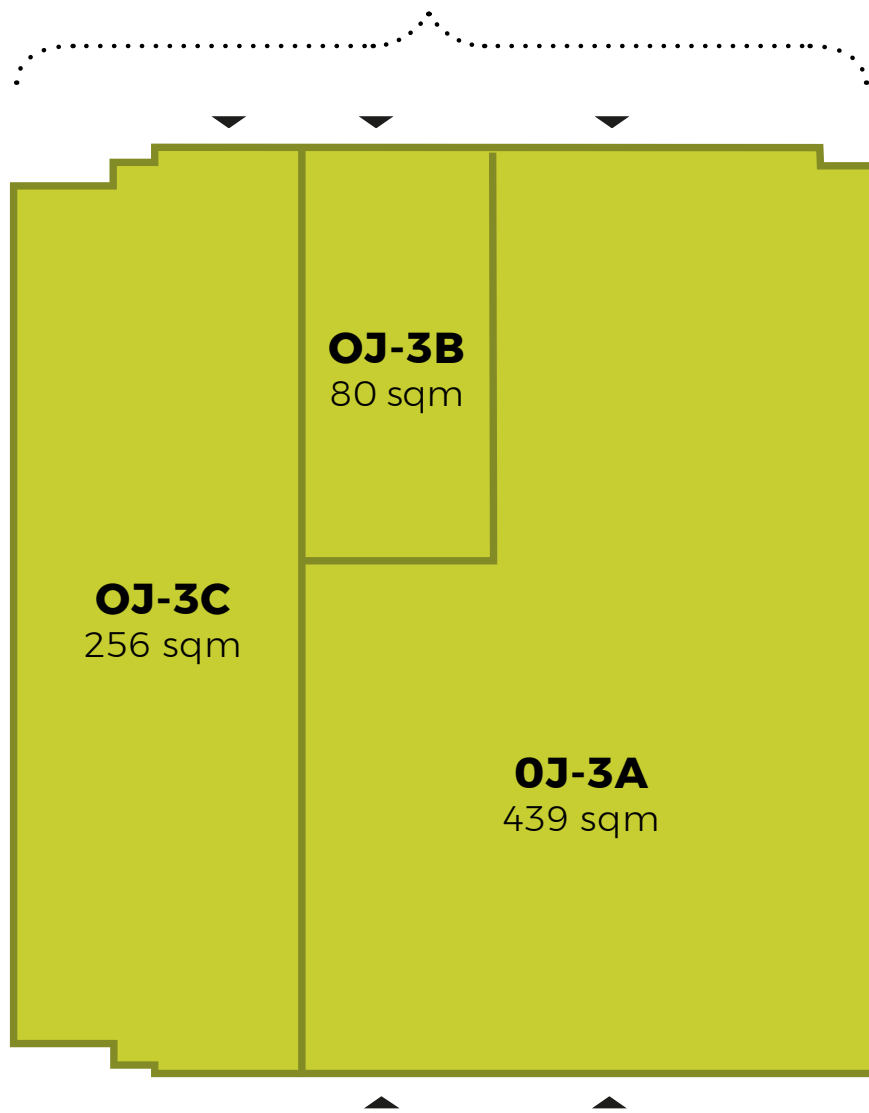
 Leased



**CONTERA PARK
ŘÍČANY**

UNIT LAYOUT

OJ-3 775 sqm



**CONTERA PARK
ŘÍČANY**





CONTERA

CONTACT

Laurent Jechoux

Business Director

E: laurent.jechoux@contera.cz

M: +420 724 852 820

Lucie Havlíčková

Leasing Manager

E: lucie.havlickova@contera.cz

M: +420 777 482 071



- STRATEGIC PARTNER -