



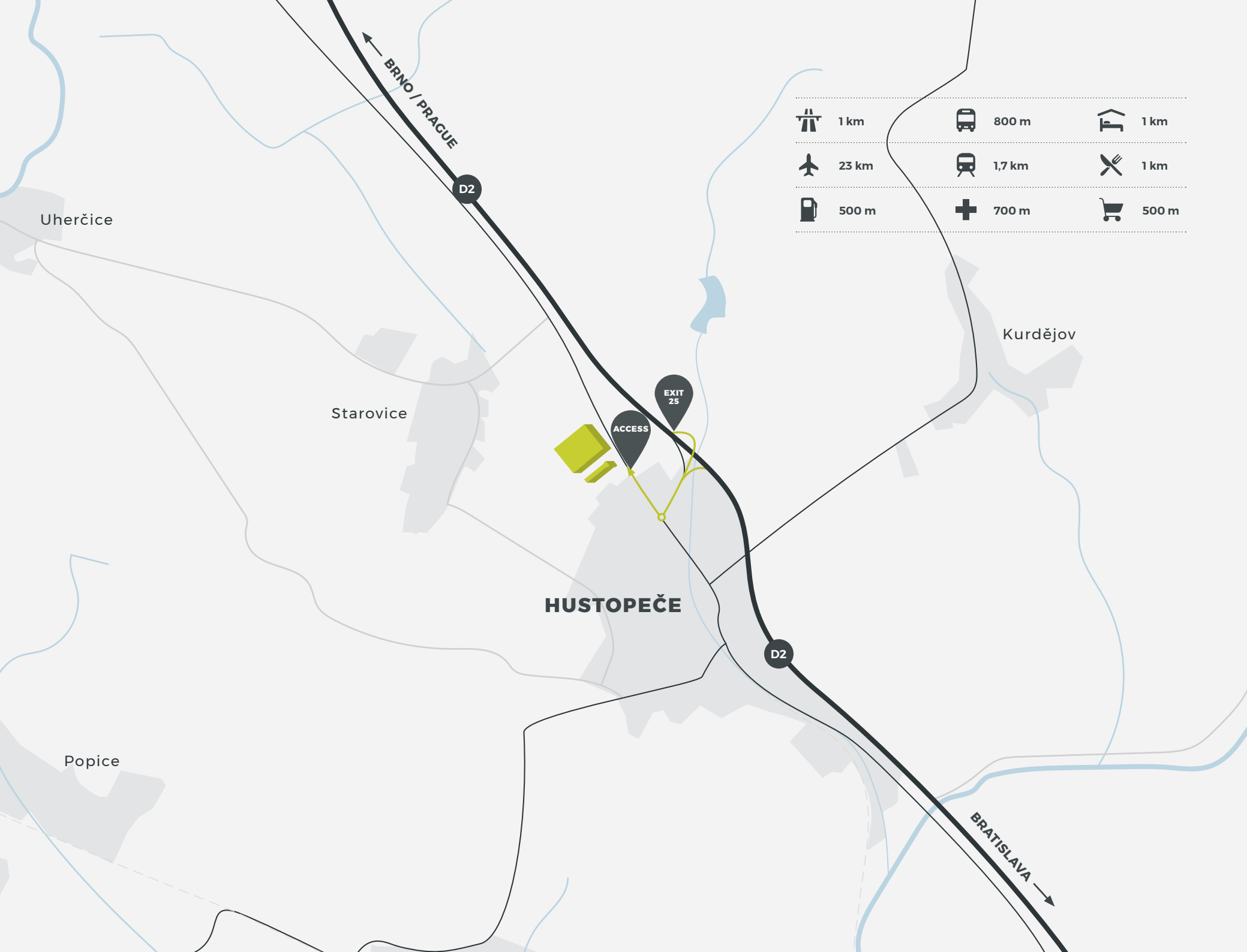
CONTERA PARK HUSTOPEČE

TOTAL AREA

26 840 sqm



CONTERA



Uherčice

Starovice

HUSTOPEČE

Kurdějov










Popice

BRNO / PRAGUE

D2

D2

BRATISLAVA

 1 km	 800 m	 1 km
 23 km	 1,7 km	 1 km
 500 m	 700 m	 500 m



ACCESS

EXIT 25



CONTERA PARK HUSTOPEČE

Contera Park Hustopeče has a strategic location next to the D2 motorway at the exit 25 from Brno city center and direct connection to Bratislava.

The park covers an area of 8 ha and consists of two A-Class buildings zoned for light industry, warehousing/storage and production.

Located close to the city center of Hustopeče, the park offers excellent visibility from the D2 motorway and a unique business environment for employees with public transportation close to the site.



PARK ADDRESS

Brněnská street
693 01 Hustopeče
Czech Republic

Brno 25 km / 🚗 10 min

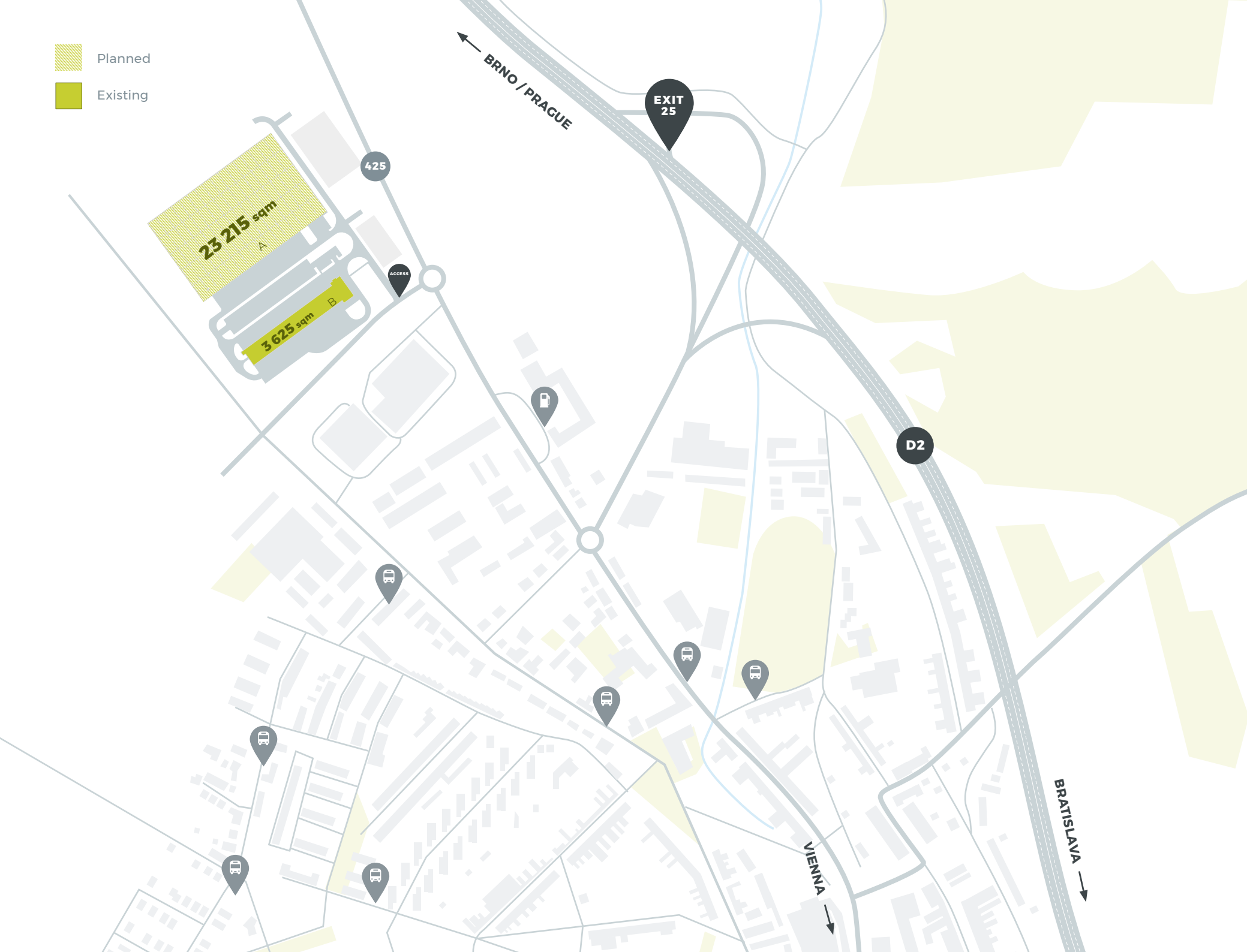
Prague 230 km

Olomouc 100 km

Ostrava 190 km

Bratislava 100 km

- Planned
- Existing



DEVELOPMENT CONCEPT

TOTAL AREA **26 840 sqm**

Building A **23 215 sqm**

Building B **3 625sqm**

AVAILABLE UNIT

BUILDING A **23 215 sqm**

BUILDING STANDARDS

Column grid **12 x 24 m**

Clear height **10 m**

Floor loading capacity **5 t/sqm**

ESFR sprinkler system

Flexibledock levelers and drive-in access

LED lighting

Flexible office layout with air conditioning





CONTERA

CONTACT

Laurent Jechoux

Business Director

E: laurent.jechoux@contera.cz

M: +420 724 852 820

Lucie Havlíčková

Leasing Manager

E: lucie.havlickova@contera.cz

M: +420 777 482 071



- STRATEGIC PARTNER -