



CONTERA PARK TEPLICE

EXISTING SPACE

46 000 sqm

BTS DEVELOPMENT POTENTIAL

7 500 sqm



CONTERA



CONTERA PARK TEPLICE

Contera Park Teplice is a modern industrial park in the Ústecký region, in the North Bohemia, approx. 100 km north-west of Prague.

The park is divided into two locations approx. 2 km from each other. The first part consists in two buildings and the second part in one single unit.

The properties are A-Class standard used for warehousing and light production purposes. Building T1 was built in 2011 and building T2 in two phases in 2014 and 2016. The most recent addition is building T4, completed in 2018.

Located close to the city center of Teplice, the park offers a unique business environment with public transportation on-site and a shopping center located next door.



PARK ADDRESS

Eduarda Poppera 682

417 42 Krupka

Czech Republic

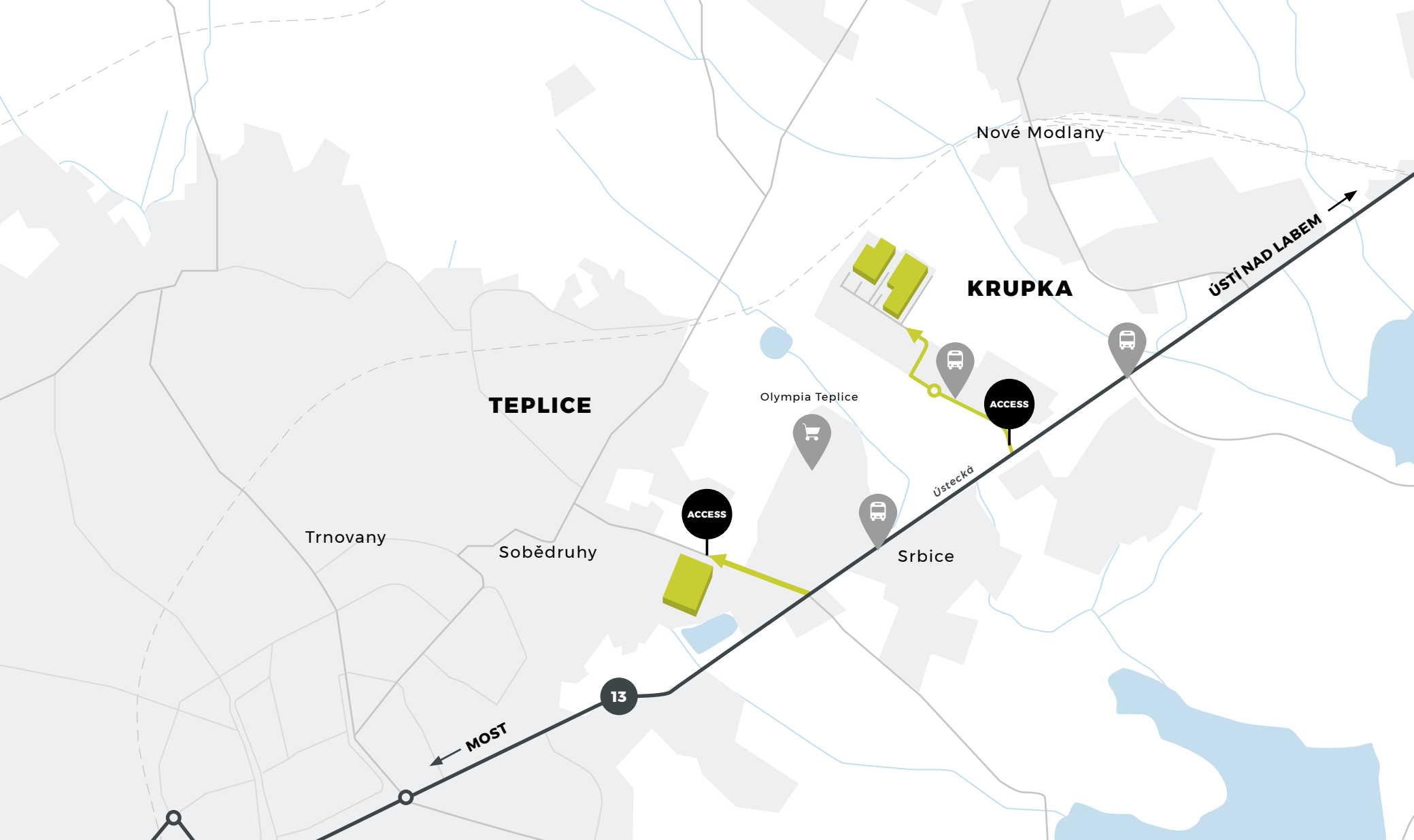
Ústí nad Labem 19 km

Most 32 km

Chomutov 52 km


Dresden 65 km

Prague 93 km




 8 km

 103 km

 1,5 km


 300 m

 4 km

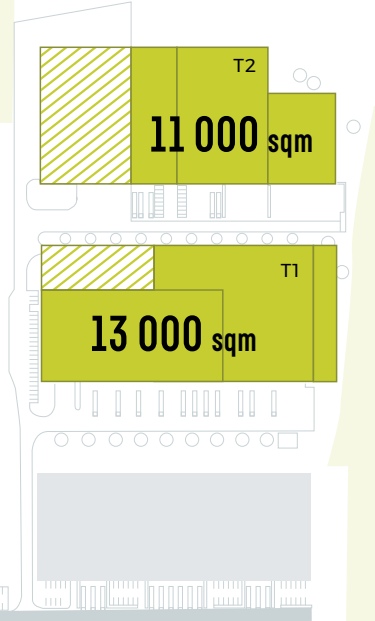
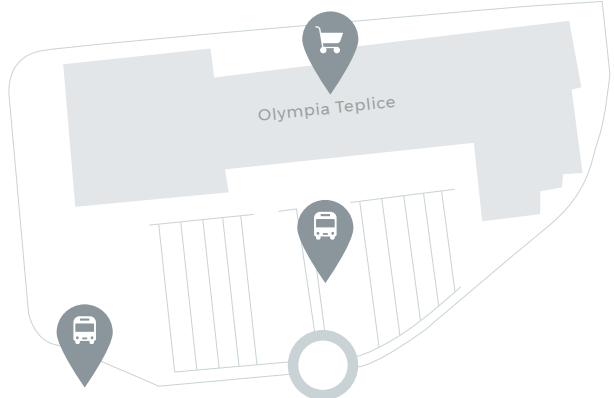
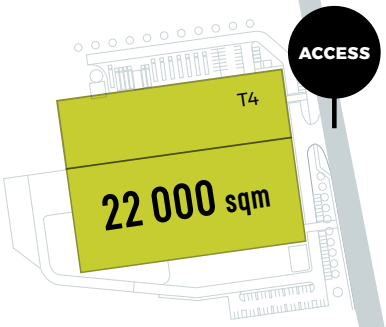
 6,4 km

 3 km

 1,2 km

 1,2 km

- Existing
- Planned



← MOST

Ústecká

ACCESS

ÚSTÍ NAD LABEM →

DEVELOPMENT CONCEPT

TOTAL LETTABLE AREA	53 500 sqm
Building T1	13 000 sqm
Building T2	11 000 sqm
Building T4	22 200 sqm
EXPANSION POTENTIAL	7 500 sqm
Building T1	5 300 sqm
Building T2	2 200 sqm

Land with valid Building Permit

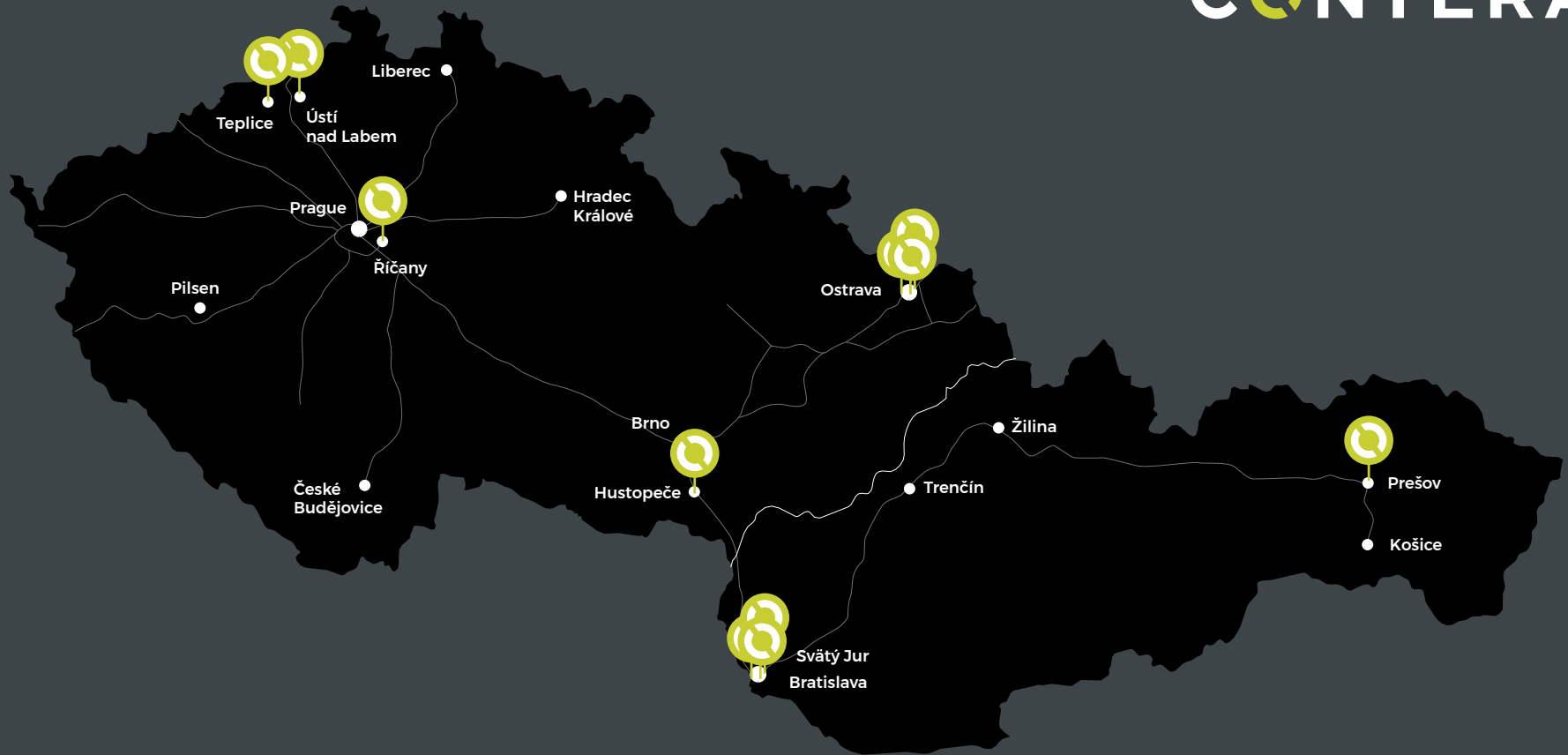
BUILDING STANDARDS

Column grid	12 x 24 m
Clear height	10 m
Floor loading capacity	5 t/sqm
ESFR sprinkler system	
Flexible dock levelers and drive-in access	
LED lighting	
Flexible office layout with air conditioning	



TENANTS' PROFILES





CONTACT

Laurent Jechoux

Head of Business Development

E: laurent.jechoux@contera.cz

M: +420 724 852 820

Lucie Havlíčková

Business Development

E: lucie.havlickova@contera.cz

M: +420 777 482 071